

HUBLI ELECTRICITY SUPPLY COMPANY LTD.

Net Fixed Assets

16.37

Format-D16

Sl. No.	Particulars	FY-21(Actual)				FY-22 (Projections)			FY-23(Projections)		
		Balance of written down cost of assets at the beginning of the year	Addition of assets during the year	Net Depreciation for the Year	Balance of written down cost of assets at the end of the year	Addition of assets during the year	Net Depreciation for the Year	Balance of written down cost of assets at the end of the year	Addition of assets during the year	Net Depreciation for the Year	Balance of written down cost of assets at the end of the year
1	Land and rights	21.68	3.52	(0.00)	25.20	1.98	1.51	25.67	2.33	1.54	26.46
2	Buildings	115.50	13.19	-	128.69	4.66	7.72	125.63	6.49	7.54	124.58
3	Hdraulic Works	3.00	0.99	-	3.99	0.39	0.24	4.14	0.50	0.25	4.39
4	Other Civil Works	5.03	0.54	-	5.57	0.18	0.33	5.42	0.26	0.32	5.35
5	Plant & Machinery	939.41	248.30	180.45	1,007.26	108.22	60.44	1,055.05	134.75	63.30	1,126.50
6	Lines, Cables, Networks	4,818.00	1,025.18	26.87	5,816.31	303.14	348.98	5,770.47	409.58	346.23	5,833.83
7	Vehicles	3.50	(0.02)	0.07	3.41	(0.72)	0.21	2.49	(0.65)	0.15	1.68
8	Furniture Fixtures	4.16	0.02	0.01	4.17	(0.26)	0.25	3.66	(0.21)	0.22	3.23
9	Office Equipments	4.00	10.33	7.92	6.41	5.40	0.38	11.43	6.10	0.69	16.84
	TOTAL	5,914.28	1,302.05	215.32	7,001.01	423.00	420.06	7,003.95	559.16	420.24	7,142.87
	Less Con & Grnts	2050.83			2406.10			2704.46			3039.81
	Net Assets	3863.45			4594.91			4299.49			4103.06



**CONTROLLER (A&R)
HESCOM, HUBLI.**

Net Fixed Assets

Format-D16

Sl. No.	Particulars	FY-24(Projections)			FY-25(Projections)		
		Addition of assets during the year	Net Depreciation for the Year	Balance of written down cost of assets at the end of the year	Addition of assets during the year	Net Depreciation for the Year	Balance of written down cost of assets at the end of the year
1	Land and rights	2.46	1.59	27.33	2.68	1.64	28.37
2	Buildings	7.09	7.15	124.52	8.16	6.76	125.92
3	Hdraulic Works	0.52	0.26	4.64	0.57	0.28	4.94
4	Other Civil Works	0.28	0.32	5.31	0.32	0.32	5.32
5	Plant & Machinery	139.60	67.59	1,198.51	152.81	71.91	1,279.41
6	Lines, Cables, Networks	433.80	350.03	5,917.60	489.25	355.06	6,051.79
7	Vehicles	(0.61)	0.10	0.97	(0.56)	0.06	0.35
8	Furniture Fixtures	(0.18)	0.19	2.86	(0.14)	0.17	2.55
9	Office Equipments	6.09	1.01	21.92	6.36	1.32	26.96
	TOTAL	589.04	428.25	7,303.66	659.45	437.51	7,525.60
	Less Con & Grnts			3416.75			3840.42
	Net Assets			3886.91			3685.18



CONTROLLER (ASK)
HESCOM, HUBLI

HUBLI ELECTRICITY SUPPLY COMPANY LTD.

Format-D17

Work In Progress

Sl. No.	Particulars	FY-20 (Actuals)	FY-21 (Actuals)	FY-22 (Projection)	FY-23 (Projection)	FY-24 (Projection)	FY-25 (Projection)
	Opening balance	531.62	679.56	344.14	718.56	1,159.41	1,624.14
	Add:						
i.	Capital expenditure	1,685.74	1,217.10	1,248.08	1,469.52	1,549.14	1,688.64
ii.	Interest & Finance charges capitalised						
iii.	Other expenses capitalised						
	Total capital expenditure for the year	2,217.36	1,896.66	1,592.22	2,188.08	2,708.55	3,312.78
	Less:						
	Expenditure Capitalised (Transferred to Form-T15/D15)	1,537.80	1,552.52	873.66	1028.67	1084.40	1182.06
	Other Adjustments						
	Grand Total	679.56	344.14	718.56	1,159.41	1,624.14	2,130.73



**CONTROLLER (A&R)
HESCOM, HUBLI.**

HUBLI ELECTRICITY SUPPLY COMPANY Ltd.

Form D-18

Tariff wise Demand, Collection and Balance for FY-21

Particulars	LT-1	LT-2	LT-3	LT-4a	LT-4b	LT-4c	LT-5	LT-6a	LT-6b	LT-7	LT-TOTAL
1. Installations (Nos)	759,409	2,955,780	410,957	974,820	863	465	125,803	52,049	26,315	157,530	5,463,991
2. Consumption (MU)	269.47	1,653.38	462.51	5,938.82	14.64	0.85	311.10	335.62	152.20	31.73	9,170.34
Consumption per Installation per month [2/1]	30	47	94	508	1,414	152	206	537	482	17	140
3. Revenue (Rs. In Cr.)	162.16	1,048.57	468.12	3,955.43	7.46	0.51	260.32	220.04	129.06	80.06	6,331.75
4. FAC (Rs. In Cr.)	1.20	5.36	1.61	18.99	0.10	0.00	1.11	1.25	0.57	0.09	30.28
5. Interest (Rs. In Cr.)	3.75	12.51	3.80	1.16	7.08	0.09	2.34	28.45	12.17	0.49	71.85
6. Tax (Rs. In Cr.)	2.11	69.86	34.90	0.01	0.49	0.02	16.25	13.82	8.67	3.04	149.18
Total Demand (Rs. In Cr.) [3+4+5+6]	169.22	1,136.31	508.43	3,975.58	15.13	0.62	280.03	263.57	150.46	83.69	6,583.07
Revenue Demand / kWh (Rs./Unit) [3/2]	6.02	6.34	10.12	6.66	5.09	5.98	8.37	6.56	8.48	25.23	6.90
7. Revenue (Rs. In Cr.)	158.82	1,043.38	476.76	3,965.52	0.37	0.46	262.62	180.39	136.51	78.48	6,303.31
8. FAC (Rs. In Cr.)	1.16	4.28	1.48	18.49	0.00	0.00	1.10	0.39	0.38	0.11	27.39
9. Interest (Rs. In Cr.)	2.35	11.65	3.57	0.24	0.02	0.04	2.31	109.01	31.15	0.36	160.70
10. Tax (Rs. In Cr.)	1.91	68.45	34.76	0.01	0.01	0.02	16.54	11.80	7.66	2.75	143.91
Total Collection (Rs. In Cr.) [7+8+9+10]	164.24	1,127.76	516.57	3,984.26	0.40	0.52	282.57	301.60	175.69	81.70	6,635.32
11. Revenue (Rs. In Cr.)	22.86	68.04	10.06	603.60	61.69	0.77	12.93	260.24	75.30	-16.70	1,098.78
12. FAC (Rs. In Cr.)	-0.26	10.81	1.85	2.48	0.57	0.01	0.81	4.93	0.81	-0.09	21.92
13. Interest (Rs. In Cr.)	10.47	10.44	1.27	757.35	40.98	0.35	1.12	-34.70	-9.65	1.45	779.08
14. Tax (Rs. In Cr.)	1.32	18.22	8.46	0.26	3.94	0.03	3.78	10.98	8.69	4.51	60.18
Total Closing Balance (Rs. In Cr.) [11+12+13+14]	34.39	107.51	21.64	1,363.69	107.18	1.16	18.64	241.45	75.15	-10.83	1,959.96



CONTROLLER (A&R)
HESCOM, HUBLI.

Form D-18

Particulars		HT-1	HT-2a	HT-2b	HT-2c	HT-3a	HT-3b	HT-4	HT-5	HT-TOTAL	LT + HT
	1.Installations (Nos)	418	2,026	712	373	323	3	32	84	3,971	5,467,962
	2.Consumption (MU)	331.99	945.43	101.71	59.67	321.57	0.01	16.72	26.93	1,804.02	10,974.35
	Consumption per installation per month [2/1]	66,186	38,887	11,904	13,331	82,963	310	43,529	26,718	37,858	167.25
	3.Revenue (Rs. In Cr.)	197.69	705.85	110.80	52.12	165.54	0.00	12.13	9.68	1,253.81	7,585.56
	4. FAC (Rs. In Cr.)	1.26	3.22	0.36	0.20	1.56	0.00	0.05	0.04	6.69	36.97
	5.Interest (Rs. In Cr.)	16.73	6.73	0.58	0.44	4.35	0.00	0.05	0.47	29.35	101.20
	6.Tax (Rs. In Cr.)	15.40	56.02	7.41	4.19	8.14	0.00	0.99	0.67	92.83	242.01
	Total Demand (Rs. In Cr.) [3+4+5+6]	231.07	771.82	119.16	56.95	179.59	0.00	13.22	10.85	1,382.66	7,965.74
	Revenue Demand / kWH (Rs./Unit) [3/2]	5.95	7.47	10.89	8.73	5.15	0.91	7.26	3.59	6.95	6.91
	7.Revenue (Rs. In Cr.)	175.46	710.31	114.37	49.55	157.38	0.04	12.10	9.36	1,228.57	7,531.88
	8. FAC (Rs. In Cr.)	0.94	2.62	0.36	0.18	0.78	0.00	0.05	0.04	4.97	32.36
	9.Interest (Rs. In Cr.)	14.46	5.00	0.53	0.45	2.95	0.01	0.03	0.20	23.63	184.33
	10.Tax (Rs. In Cr.)	13.19	53.79	6.06	3.49	8.27	0.00	0.86	0.36	86.02	229.93
	Total Collection (Rs. In Cr.) [7+8+9+10]	204.04	771.72	121.32	53.67	169.38	0.05	13.04	9.96	1,343.18	7,978.50
	11.Revenue (Rs. In Cr.)	118.08	36.92	-4.88	-0.58	32.03	-	-0.46	7.19	188.30	1,287.08
	12. FAC (Rs. In Cr.)	2.50	2.56	0.04	0.07	3.09	-	0.01	0.03	8.30	30.22
	13.Interest (Rs. In Cr.)	16.11	1.40	0.23	0.41	6.87	-	0.14	0.56	25.70	804.78
	14.Tax (Rs. In Cr.)	8.38	12.07	6.85	2.08	1.85	-	0.55	0.47	32.24	92.42
	Total Closing Balance (Rs. In Cr.) [11+12+13+14]	145.07	52.95	2.24	1.98	43.84	-	0.24	8.25	254.55	2,214.51

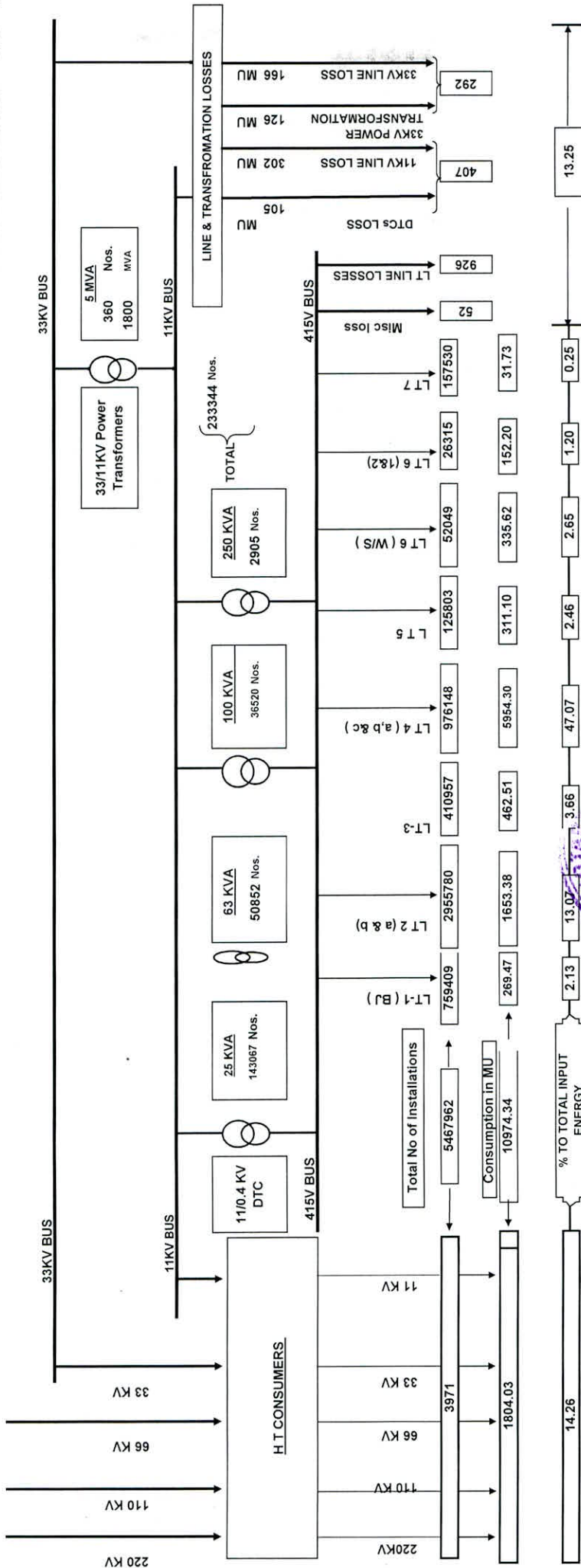
CONTROLLER (A&R)
HESCOM, HUBLI.

HUBLI ELECTRICITY SUPPLY COMPANY LIMITED

FORM D-19

ENERGY FLOW DIAGRAM FOR DISTRIBUTION LOSSES FOR
HESCOM (2020-21) (Actual)

TOTAL INPUT ENERGY = 12650 MU
TOTAL ENERGY SOLD = 10974 MU
TOTAL DIST. LOSSES = 1676 MU
PERCENTAGE DIST. LOSSES = 13.25 %



**CONTROLLER (A&R)
HESCOM, HUBLI**

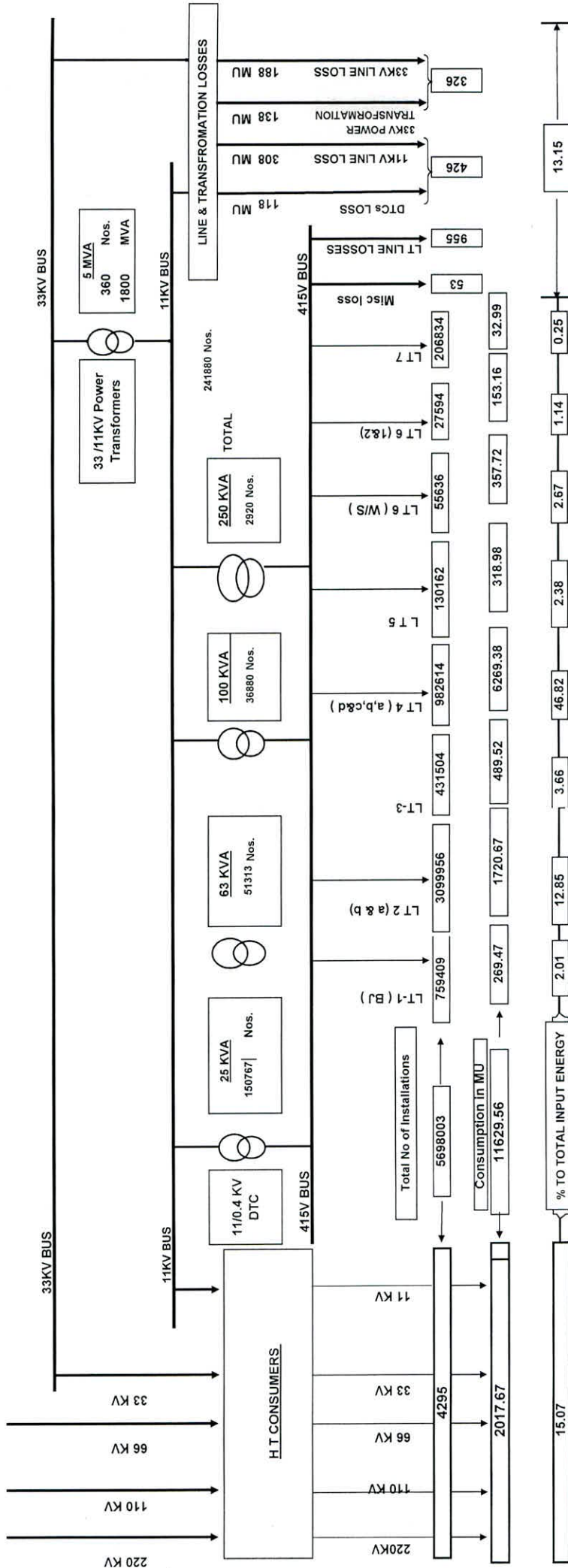
315

HUBLI ELECTRICITY SUPPLY COMPANY LIMITED

FORM D-19

ENERGY FLOW DIAGRAM FOR DISTRIBUTION LOSSES FOR
HESCOM (2021-22) (Projected)

TOTAL INPUT ENERGY = 13390 MU
TOTAL ENERGY SOLD = 11630 MU
TOTAL DIST. LOSSES = 1761 MU
PERCENTAGE DIST. LOSSES = 13.15 %




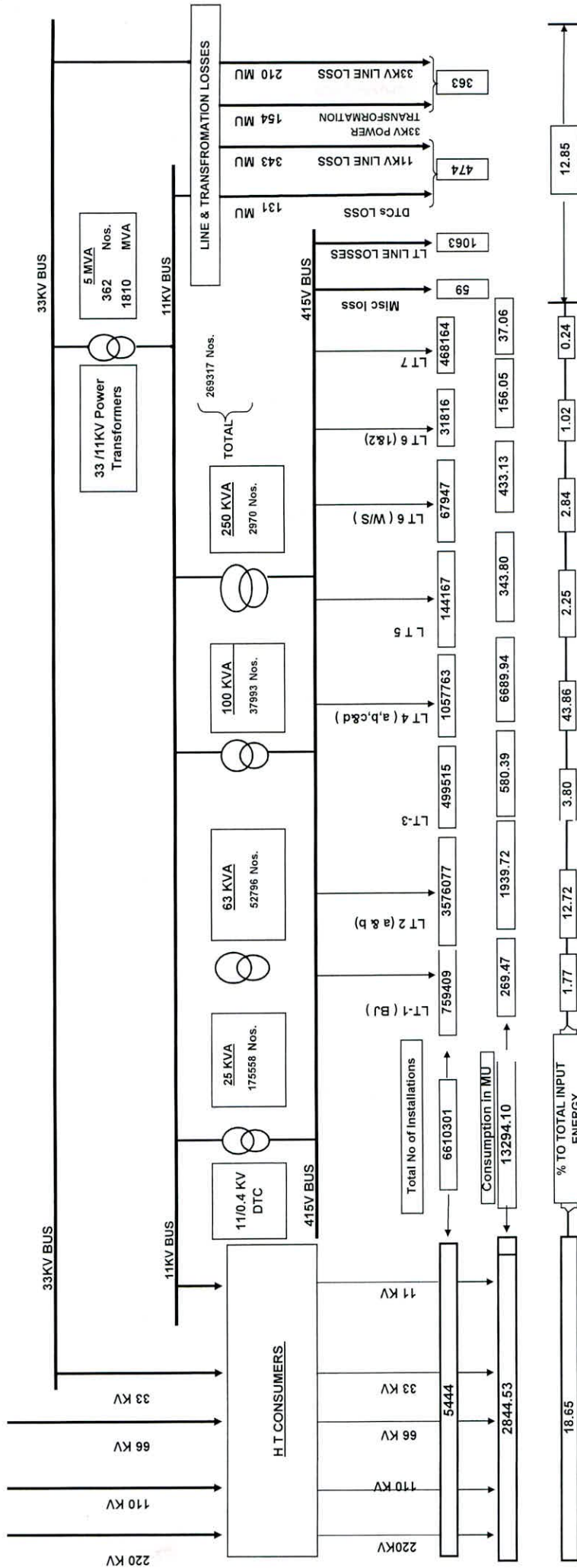
CONTROLLER (A&R)
HESCOM, HUBLI

HUBLI ELECTRICITY SUPPLY COMPANY LIMITED

FORM D-19

ENERGY FLOW DIAGRAM FOR DISTRIBUTION LOSSES FOR
HESCOM (2024-25) (Projected)

TOTAL INPUT ENERGY = 15254 MU
TOTAL ENERGY SOLD = 13294 MU
TOTAL DIST. LOSSES = 1960 MU
PERCENTAGE DIST. LOSSES = 12.85 %



CONTROLLER (A&R)
HESCOM, HUBLI.

HUBLI ELECTRICITY SUPPLY COMPANY LIMITED

Format-D20


Tariff Category	Type of Installation		FY-22		Type of Installation		FY-23	
	Tariff Order 2021		Existing Rs./unit		Tariff Order 2021		Proposed Rs./unit	
	Energy Charges & slabs		FC	EC	Energy Charges & slabs		FC	EC
LT-1 : Applicable to Installations serviced under BJ/KJ schemes	Installations Serviced under BJ/KJ Scheme.							
	The energy charges in respect of the BJ/KJ category, is subsidized by the GOK for maximum consumption of 40 units per month		60.00	8.00	The energy charges in respect of the BJ/KJ category, is subsidized by the GOK for maximum consumption of 40 units per month		80.00	10.00
LT-2 (a) Applicable to Domestic lighting / Combined lighting, Heating & Motive power	LT-2 a (i) Applicable to areas coming under City Municipal Corporations and Urban Local Bodies							
	Fixed Charges /month				Fixed Charges /month			
	For the first KW		85.00		For the first KW		105.00	
	For every additional KW upto and inclusive of 50 KW		95.00		For every additional KW upto and inclusive of 50 KW		135.00	
	For every additional KW above 50 KW		150.00		For every additional KW above 50 KW		210.00	
	Energy Charges (Rs./Unit)				Energy Charges (Rs./Unit)			
	For 1 to 50 units			4.05	For 1 to 50 units			4.20
	For 51 to 100 units			5.55	For 51 to 100 units			5.70
	For 101 to 200 units			7.10	For 101 to 200 units			7.25
	For above 200 units			8.15	For above 200 units			8.30
	LT-2 a (ii) Applicable to areas coming under Village Panchayth Area							
	Fixed Charges /month				Fixed Charges /month			
	For the first KW		70.00		For the first KW		90.00	
	For every additional KW upto and inclusive of 50 KW		85.00		For every additional KW upto and inclusive of 50 KW		125.00	
	For every additional KW above 50 KW		140.00		For every additional KW above 50 KW		200.00	
	Energy Charges (Rs./Unit)				Energy Charges (Rs./Unit)			
	For 1 to 50 units			3.95	For 1 to 50 units			4.10
	For 51 to 100 units			5.25	For 51 to 100 units			5.40
	For 101 to 200 units			6.80	For 101 to 200 units			6.95
	For above 200 units			7.65	For above 200 units			7.80
	LT-2 b (i) Applicable to areas coming under ULBs including CMCs.							
	Fixed Charges /month				Fixed Charges /month			
	Per KW up to and inclusive of 50 KW,subject to minimum per month Rs-125.00		100.00		Per KW up to and inclusive of 50 KW,subject to minimum per month Rs-125.00		120.00	
			125.00				165.00	
	For every additional KW above 50 KW		155.00		For every additional KW above 50 KW		215.00	
	Energy Charges (Rs./Unit)				Energy Charges (Rs./Unit)			
	For 1 to 200 units			7.25	For 1 to 200 units			7.40
	For above 200 units			8.50	For above 200 units			8.65
LT-2 b (ii) Applicable to areas coming under Village Panchayats								
Fixed Charges /month				Fixed Charges /month				
Per KW up to and inclusive of 50 KW,subject to minimum per month Rs-110.00		90.00		Per KW up to and inclusive of 50 KW,subject to minimum per month Rs-110.00		110.00		
		110.00				150.00		
For every additional KW above 50 KW		145.00		For every additional KW above 50 KW		205.00		
Energy Charges (Rs./Unit)				Energy Charges (Rs./Unit)				
For 1 to 200 units			6.70	For 1 to 200 units			6.85	
For above 200 units			7.95	For above 200 units			8.10	
LT-3 (i) : Applicable to areas coming under ULBs including CMCs.								
Fixed Charges /month				Fixed Charges /month				
Per KW up to and inclusive of 50 KW		105.00		Per KW up to and inclusive of 50 KW		135.00		
For every additional KW above 50 KW		205.00		For every additional KW above 50 KW		265.00		
Energy Charges (Rs./Unit)				Energy Charges (Rs./Unit)				
For 1 to 50 units			8.35	For 1 to 50 units			8.50	
For above 50units			9.35	For above 50units			9.50	
LT-3 (ii) : Applicable to areas coming under Village Panchayats.								
Fixed Charges /month				Fixed Charges /month				
Per KW up to and inclusive of 50 KW		95.00		Per KW up to and inclusive of 50 KW		125.00		
For every additional KW above 50 KW		195.00		For every additional KW above 50 KW		255.00		
Energy Charges (Rs./Unit)				Energy Charges (Rs./Unit)				
For 1 to 50 units			7.85	For 1 to 50 units			8.00	
For above 50 units			8.85	For above 50 units			9.00	
LT-4 (a) : Applicable to IP sets up to and inclusive of 10HP								
Fixed Charges/HP/month				Fixed Charges/HP/month				
Free power supply. Subsidized by Gom. Commision Determined Tariff is Rs.6.94/unit			6.94	Free power supply. Subsidized by Gom. Commision Determined Tariff is Rs.6.94/unit			8.94	
LT-4 (b) : Applicable to IP sets above 10HP								
Fixed Charges/HP/month				Fixed Charges/HP/month				
		90.00				120.00		
Energy Charges (Rs./unit)				Energy Charges (Rs./unit)				
			3.85				4.00	
LT-4 (c) : Pvt. Horti. Nurseries, Coffee & Tea plantations								
Fixed Charges/HP/month				Fixed Charges/HP/month				
		80.00				110.00		
Energy Charges (Rs./unit)				Energy Charges (Rs./unit)				
			3.85				4.00	



**CONTROLLER (A&R)
HESCOM, HUBLI**

LT-5 : (a) Heating & Motive power (including lighting)-Industries.Municipal Corporation Area						
LT-5 : Heating & Motive power (including lighting)- Industries.	Fixed Charges/HP/month		Fixed Charges/HP/month			
	i) For 5 HP & below	75.00	ii) For 5 HP & below	105.00		
	ii) For above 5 HP & below 40 HP	85.00	iii) For above 5 HP & below 40 HP	135.00		
	iii) For 40 HP & above but below 67 HP	105.00	iv) For 40 HP & above but below 67 HP	165.00		
	iv) For 67 HP & above but below 100 HP	170.00	v) For 67 HP & above but below 100 HP	240.00		
	v) For 100 HP and above	200.00	vi) For 100 HP and above	280.00		
	Energy Charges (Rs./Unit)		Energy Charges (Rs./Unit)			
	For 1 to 500 units	5.80	For 1 to 500 units	5.95		
	For 501 to 1000 units	6.80	For 501 to 1000 units	6.95		
	For above 1000 units	7.10	For above 1000 units	7.25		
	LT-5 : (b) Heating & Motive power (including lighting)-Industries.Area other than that of LT-5(a)					
	LT-6 : Water Supply & street lights	Fixed Charges/HP/month		Fixed Charges/HP/month		
i) For 5 HP & below		65.00	ii) For 5 HP & below	95.00		
ii) For above 5 HP & below 40 HP		80.00	iii) For above 5 HP & below 40 HP	130.00		
iii) For 40 HP & above but below 67 HP		100.00	iv) For 40 HP & above but below 67 HP	160.00		
iv) For 67 HP & above but below 100 HP		155.00	v) For 67 HP & above but below 100 HP	225.00		
v) For 100 HP and above		185.00	vi) For 100 HP and above	265.00		
Energy Charges (Rs./Unit)		Energy Charges (Rs./Unit)				
For 1 to 500 units		5.70	For 1 to 500 units	5.85		
For 501 to 1000 units		6.65	For 501 to 1000 units	6.80		
For above 1000 units		6.95	For above 1000 units	7.10		
LT-6 (a): Water Supply						
Fixed Charges/HP/month Upto 67 HP		95.00	Fixed Charges/HP/month Upto 67 HP	145.00		
For every additional KW above 67 HP	195.00	For every additional KW above 67 HP	255.00			
Energy Charges (Rs./unit)	4.95	Energy Charges (Rs./unit)	5.10			
LT-6 (b): Public Lighting						
Fixed Charges/KW/month	110.00	Fixed Charges/KW/month	160.00			
Energy Charges (Rs./unit)	6.60	Energy Charges (Rs./unit)	6.75			
Energy charges for LED / Induction Lighting	5.55	Energy charges for LED / Induction Lighting	5.70			
LT-6 (c) Electric Vehicle Charging Stations (For Both LT & HT)						
Fixed Charges/KW/month For LT Supply		Fixed Charges/KW/month For LT Supply				
Upto 50 KW	70.00	Upto 50 KW	120.00			
For every additional KW above 50 KW	170.00	For every additional KW above 50 KW	230.00			
Demand Charges/KVA/month For HT Supply	200.00	Demand Charges/KVA/month For HT Supply	250.00			
Energy Charges per KWH for both LT & HT	5.00	Energy Charges per KWH for both LT & HT	5.15			
LT-7. (a) Temporary supply (Less than 67 HP)						
Energy charges	11.10	Energy charges	11.25			
Weekly Minimum charges	250.00	Weekly Minimum charges	300.00			
LT-7. (b) Power supply on permanent connection basis (Less than 67 HP)						
Fixed Charges/KW/month	125.00	Fixed Charges/KW/month	175.00			
Energy Charges (Rs./unit) (for less than 67 HP)	11.10	Energy Charges (Rs./unit) (for less than 67 HP)	11.25			
HT-1. Water supply And Sewerage						
Demand Charges/KVA/month	230.00	Demand Charges/KVA/month	530.00			
Energy Charges (Rs./unit)	5.55	Energy Charges (Rs./unit)	5.70			
HT-2 (a): HT-Industries.						
Demand Charges/KVA/month	240.00	Demand Charges/KVA/month	640.00			
For 1-100000 Units (Rs./unit)	7.30	For 1-100000 Units (Rs./unit)	6.00			
For the balance units (Rs./unit)	7.55	For the balance units (Rs./unit)	6.00			
Railway Traction and Effluent Treatment Plants						
Demand Charges/KVA/month	250.00	Demand Charges/KVA/month	650.00			
Energy Charges (Rs./unit) for Railway Traction	6.55	Energy Charges (Rs./unit) for Railway Traction	6.00			
Energy Charges (Rs./unit) for Effluent Treatment Plants serviced outside the premises of any installations under HT2a	6.95	Energy Charges (Rs./unit) for Effluent Treatment Plants serviced outside the premises of any installations under HT2a	6.00			
HT-2 (b) Commercial						
Demand Charges/KVA/month	260.00	Demand Charges/KVA/month	760.00			
For 1- 200000 Units (Rs./unit)	9.00	For 1- 200000 Units (Rs./unit)	6.00			
For above 200000 units (Rs./unit)	9.10	For above 200000 units (Rs./unit)	6.00			
HT-2 ©(i) Hospitals, Ed inst -Govt						
Demand Charges/KVA/month	240.00	Demand Charges/KVA/month	640.00			
Energy Charges (Rs./unit)		Energy Charges (Rs./unit)				
For 1-100000 Units (Rs./unit)	7.15	For 1-100000 Units (Rs./unit)	6.00			
For above 100000 units (Rs./unit)	7.55	For above 100000 units (Rs./unit)	6.00			
HT-2 ©(ii) Hospitals-other than HT-2 ©(i)						
Demand Charges/KVA/month	240.00	Demand Charges/KVA/month	640.00			
Energy Charges (Rs./unit)		Energy Charges (Rs./unit)				
For 1-100000 Units (Rs./unit)	8.15	For 1-100000 Units (Rs./unit)	6.00			
For above 100000 units (Rs./unit)	8.55	For above 100000 units (Rs./unit)	6.00			




CONTROLLER (A&R)
HESCOM, HUBLI.

327

HT-3 : Lift Irrigation Schemes/Lift Irrigation Societies	HT-3 (a)(i) : Lift Irrigation Schemes (Govt.)				
	Energy charges		3.10	Energy charges	3.25
	Annual Minimum charges/HP	1720.00		Annual Minimum charges/HP	2,920.00
	HT-3 (a)(ii) : Private L.I. Schemes/L.I. Societies (Urban & Express feeders).			HT-3 (a)(ii) : Private L.I. Schemes/L.I. Societies (Urban & Express feeders).	
	Fixed Charges/HP/month	95.00		Fixed Charges/HP/month	195.00
	Energy Charges (Rs./Unit)		3.10	Energy Charges (Rs./Unit)	3.25
	HT-3 (a)(iii) : Private L.I. Schemes/L.I. Societies other than those HT-3(a) (ii).				
	Fixed Charges/HP/month	75.00		Fixed Charges/HP/month	175.00
	Energy Charges (Rs./Unit)		3.10	Energy Charges (Rs./Unit)	3.25
	HT-3 (b) : Irrigation & Agricultural Farms, Nurseries & Plantations.				
Energy charges		5.10	Energy charges	5.25	
Annual Minimum charges/HP	1780.00		Annual Minimum charges/HP	2,980.00	
HT-4: Residential Apartments & Colonies	HT-4 : Applicable to all areas				
	Fixed Charges/KVA/month	155.00		Fixed Charges/KVA/month	555.00
	Energy Charges (Rs./Unit)		7.00	Energy Charges (Rs./Unit)	6.00
HT-5: Temporary supply applicable to 67 HP & above	HT-5: Temporary supply applicable to 67 HP & above				
	Fixed Charges/HP/month	300.00		Fixed Charges/HP/month	600.00
	Energy Charges (Rs./Unit)		11.10	Energy Charges (Rs./Unit)	11.25


CONTROLLER (A&R)
HESCOM, HUBLI.



NAME OF THE ELECTRICITY SUPPLY COMPANY :- HESCOM
Statement showing Revenue at Existing Tariff Rates for FY-21


Form D-21(a)

Sl No	Tariff Category	Category Description	No of Consumers	Sanctioned load as per DCB (KW/KVA/HP)	Consumption (in Mus)	Particulars	Fixed Charges	Energy Charges	Fixed Charges in crores	Energy Charges in crores	Billed Amount in crores
1	LT-1 (up to 40 units)	Applicable to installations serviced under BJ/KJ schemes	712285	33,722.95	198.98		50.00	7.60	0.00	136.42	
1	LT-1 (above 40 units)	Applicable to installations serviced under BJ/KJ schemes	712285	33,722.95	198.98				0.00	136.42	136.42
2			47124	3,358.95		First KW	50.00		0.00	0.00	0.00
				3,358.95		Every additional KW			0.00		
					50.75	First 30 units		3.85		14.76	
					14.80	Next 70 units		5.15		7.62	
					4.23	Next 100		6.70		2.83	
					0.70	> 200 units		7.55		0.53	
	LT-1 (above 40 units)		47124		70.49				0.00	25.74	25.74
	Total - LT-1		759409	37,081.90	269.47				0.00	162.16	162.16
2	LT-2(a)(i)		998445			First KW	70.00		64.29		
			427905			Every additional KW	80.00		114.43		
		Applicable to lighting/combined lighting, heating and motive power installations of areas covered under Urban local bodies including Corporations of HESCOM			518.10	First 30 units		3.95		204.65	
					243.19	Next 70 units		5.45		132.54	
					105.73	Next 100		7.00		74.01	
					190.32	> 200 units		8.05		114.09	
			1426350	2,140,638.88	1057.35				178.72	525.29	704.01
3	LT-2(a)(ii)		1141559			First KW	55.00		42.31		
			380520			Every additional KW	70.00		49.74		
		Applicable to lighting/combined lighting, heating and motive power installations of areas covered under Village Panchayths of HESCOM			464.96	First 30 units		3.85		175.71	
					98.80	Next 70 units		5.15		50.88	
					5.81	Next 100		6.70		3.89	
					11.62	> 200 units		7.55		8.78	
			1522079	1,205,198.22	581.20				92.05	239.26	331.31
	Sub Total of LT-2a		2948429	3,345,837.10	1638.55				270.77	764.55	1,035.32
5	LT-2(b)(i)		2661			Per KW	85.00		0.35		
			2178			Minimum	110.00		2.34		
		Applicable to the installations of Private Professional and other private educational institutions under Urban Local Bodies including City Corporations of HESCOM			4.74	First 200		7.15		3.39	
					6.64	above 200 units		8.40		4.39	
			4839	32,308.69	11.37				2.69	7.78	10.47



CONTROLLER (A&R)
HESCOM, HUBLI

NAME OF THE ELECTRICITY SUPPLY COMPANY :- HESCOM
Statement showing Revenue at Existing Tariff Rates for FY-21

Sl No	Tariff Category	Category Description	No of Consumers	Sanctioned load as per DCB (KW/KVA/HP)	Consumption (in Mus)	Particulars	Fixed Charges		Energy Charges	Billed Amount in crores
							Charges	in crores		
6	LT-2(b)(ii)	Applicable to the installations of Private Professional and other private educational institutions, under Village Panchayats 	1633			Per KW	75.00	0.19		
			879			Minimum	95.00	0.59		
					1.12	First 200			6.60	0.74
					2.34	above 200 units			7.85	1.25
				2512	11,662.80	3.46		0.78	1.99	2.77
				7351	43,971.49	14.83		3.47	9.77	13.24
				2955780	3,389,808.59	1653.38		274.24	774.32	1,048.56
				286115			Per KW	90.00	56.55	
						66.13	First 50		8.25	54.56
				286115	587,936.44	300.58	>50		9.25	207.43
			124842			Per KW	80.00	17.58		
					16.19	First 50		7.75	12.55	
			124842	224,258.02	161.93	>50		8.75	119.45	
			410957	812,194.46	462.51		74.13	393.99	468.12	
9	LT-4(a)	Applicable to I.P. Sets Up to and inclusive of 10 HP	974820	5,024,957.79	5938.82	Per HP	0.00	0.00	3,955.44	
			974820	5,024,957.79	5938.82			0.00	3,955.44	
12	LT-4(b)	Applicable to IP Sets - Above 10 HP	863	23,579.31	14.64	Per HP	80.00	1.97	5.49	
			863	23,579.31	14.64			1.97	5.49	
13	LT-4@ i	Applicable to Private Horticultural Nurseries, Coffee and Tea plantations of sanctioned load of 10 HP & below.	350	1,666.49	0.60	Per HP	70.00	0.14	0.22	
			350	1,666.49	0.60			0.14	0.22	
13	LT-4@ ii	Applicable to Private Horticultural Nurseries, Coffee and Tea plantations of sanctioned load of above 10 HP	115	674.84	0.25	Per HP	80.00	0.06	0.09	
			115	674.84	0.25			0.06	0.09	
			465	2,341.33	0.85			0.20	0.31	
			976148	5,050,878.43	5954.30		2.17	3,961.24	3,963.41	
14	LT-5(a)		20812			Per HP	65.00	7.14		
			8005			Per HP	70.00	7.87		
			2241			Per HP	90.00	10.04		

324


CONTROLLER (A&R)
HESCOM, HUBLI

NAME OF THE ELECTRICITY SUPPLY COMPANY :- HESCOM
Statement showing Revenue at Existing Tariff Rates for FY-21

Form D-21(a)

SI No	Tariff Category	Category Description	No of Consumers	Sanctioned load as per DCB (KW/KVA/HP)	Consumption (in Mus)	Particulars	Fixed Charges	Energy Charges	Fixed Charges in crores	Energy Charges in crores	Billed Amount in crores
		Applicable to Heating & Motive power (including lighting) installations of HESCOM	961			Per HP	150.00		6.04		
					72.61	First 500		5.70		41.39	
					19.22	Next 500		6.70		12.88	
					14.95	>1000		7.00		10.46	
			32018	333,790.95	106.79				31.09	64.73	95.82
14	LT-5(b)		65650			Per HP	55.00		12.60		
			18757			Per HP	65.00		12.75		
			6565			Per HP	85.00		7.67		
			2814			Per HP	135.00		9.68		
		Applicable to Heating & Motive power (including lighting) installations of HESCOM			192.06	First 500		5.60		107.55	
					6.13	Next 500		6.55		4.01	
					6.13	>1000		6.85		10.25	
			93785	820,124.89	204.32				42.70	121.81	164.51
			125803	1,153,915.84	311.10				73.79	186.54	260.33
16	LT-6 a	Applicable to water supply and sewerage pumping installations of HESCOM	52049	269,039.46		Per HP	85.00		24.16		
					335.62					195.88	
			52049	269,039.46	335.62				24.16	195.88	220.04
17	LT-6 b	Applicable to Public Street lights/Park lights of HESCOM	26282	86,172.89		Per KW	100.00		8.18		
					152.14					120.83	
			26282	86,172.89	152.14				8.18	120.83	129.01
17	LT-6 (LED)	Applicable to Public Street lights/Park lights of HESCOM	33	66.00		Per KW	100.00		0.01		
					0.07					0.04	0.05
			33	66.00	0.07				0.01	0.04	0.05
			26315	86,238.89	152.20	0			8.19	120.87	129.06
			78364	355,278.35	487.83				32.35	316.75	349.10
		Applicable to Temporary Power Supply of all categories including Hoarding & Advertisement boards.	157220	278,198.28		Per KW/Week	225.00		19.71		
					31.51					59.98	
			157220	278,198.28	31.51				19.71	59.98	79.69
18	LT-7(a)	Applicable to Temporary Power Supply of all categories including Hoarding & Advertisement boards.	310	1,229.45		Per KW	100.00		0.03		
					0.23					0.35	
			310	1,229.45	0.23				0.03	0.35	0.38



CONTROLLER (A&R)
HESCOM, HUBLI

325

NAME OF THE ELECTRICITY SUPPLY COMPANY :- HESCOM
Statement showing Revenue at Existing Tariff Rates for FY-21

Sl No	Tariff Category	Category Description	No of Consumers	Sanctioned load as per DCB (KW/KVA/HP)	Consumption (in Mus)	Particulars	Fixed Charges		Energy Charges		Billed Amount in crores
							Charges	Charges	Charges	Charges	
	Total of LT-7		157530	279,427.73	31.73		19.74	60.33		80.07	
	LT - TOTAL		5463991	11,078,585.31	9170.34	0	476.42	5855.33		6,331.75	
1	HT-1	Applicable to Water Supply, Drainage / Sewerage water treatment plant and Sewerage Pumping Installations of HESCOM	418	117,778.00	331.99	Per KVA	22.96	174.73			
	Sub Total of HT-1		418	117,778.00	331.99		22.96	174.73		197.69	
2	HT-2(a)	Applicable to Industries, Factories, Workshops, Universities, Educational Institutions belonging to Government, Local bodies, Aided Institutions, Hostels of all Educational Institutions etc. of HESCOM	2026	932,780.03		Per KVA	163.95				
	Sub Total of HT-2(a)		2026	932,780.03	945.43		163.95	541.90		705.85	
4	HT-2(b)	Applicable to Commercial Complexes, Cinemas, Hotels, Boarding & Lodging, Amusement Parks, Telephone Exchanges, Private Hospitals & Nursing Homes, etc. of HESCOM	712	109,235.93		Per KVA	22.08				
	Sub Total of HT-2(b)		712	109,235.93	101.71		22.08	88.72		110.80	
4	HT-2(c)(i)	Applicable to Hospitals, Educational Institutions	235	29,484.92		Per KVA	6.24				
	Sub Total of HT-2(c)(i)		235	29,484.92	35.83		6.24	26.80		33.04	
4	HT-2(c)(ii)	Applicable to Hospitals, Educational Institutions other than HT-2(c)(i)	138	22,353.27		Per KVA	4.91				
	Sub Total of HT-2(c)(ii)		138	22,353.27	23.84		4.91	14.16		19.07	
	Sub Total of HT-2(c)		373	51,838.18	59.67		11.15	40.96		52.11	
	total of HT-2		3111	1,093,854.15	1106.80		197.18	671.58		868.76	
6	HT-3(a)(i)	Applicable to LI schemes under Govt Departments/ Govt owned Corporations of HESCOM	168	434,213.60		Per HP/Annum	81.69				
	Sub Total of HT-3(a)(i)		168	434,213.60	214.86		81.69	18.92		100.61	
7	HT-3(a)(ii)	Applicable to Private LI schemes and Lift Irrigation societies; Connected to Urban/Express feeders of HESCOM	143	136,856.79		Per HP	1.65				
	Sub Total of HT-3(a)(ii)		143	136,856.79	106.09		1.65	62.99		64.64	
7	HT-3(a)(iii)	Applicable to Private LI schemes and Lift Irrigation societies other than those covered under HT-3 (a)(i) of HESCOM	12	3,769.52		Per HP	0.20				
	Sub Total of HT-3(a)(iii)		12	3,769.52	0.62		0.20	0.09		0.29	
	Sub Total of HT-3(a)		323	574,839.91	321.57		83.54	82.00		165.54	

NAME OF THE ELECTRICITY SUPPLY COMPANY :- HESCOM
Statement showing Revenue at Existing Tariff Rates for FY-21

Form D-21(a)

Sl No	Tariff Category	Category Description	No of Consumers	Sanctioned load as per DCB (KW/KVA/HP)	Consumption (In Mus)	Particulars	Fixed Charges	Energy Charges	Fixed Charges	Energy Charges	Billed Amount
							in crores	in crores	in crores	in crores	in crores
8	HT - 3b	Applicable to Irrigation and Agricultural Farms, Government Horticultural Farms, Private Horticulture nurseries, Coffee, Tea, Coconut & Arecanut Plantations. OF HESCOM	3	100.90	0.01	Per HP	1600.00	0.01	0.01	0.00	0.01
	Sub Total of HT-3		326	574,940.81	321.58				83.55	82.00	165.55
9	HT-4	Applicable to Residential apartments and colonies of areas under City Municipal Corporations of HESCOM	32	9,338.81		Per KVA	140.00		1.43		
	Sub Total of HT-4		32	9,338.81	16.72				1.43	10.70	
10	HT-5	Temporary	84	41,234.33	26.93	Per HP	275.00		6.53		
	Sub Total of HT-5		84	41,234.33	26.93				6.53	3.15	9.68
	HT - TOTAL		3971	1,837,146.08	1804.02				311.65	942.16	1253.81
	TOTAL		5467962	12,915,731.39	10974.36				788.07	6797.49	7585.56



CONTROLLER (A&R)
HESCOM, HUBLI.

NAME OF THE ELECTRICITY SUPPLY COMPANY :- HESCOM

Statement showing Revenue at Existing Tariff Rates for FY-22 upto Sept 2021

Sl No	Tariff Category	Category Description	No of Consumers	Sanctioned load as per DCB (KW/KVA/HP)	Consumption (in Mus)	Particulars	Fixed Charges	Energy Charges	Fixed Charges in crores	Energy Charges in crores	Billed Amount in crores
6	LT-2(b)(ii)	Applicable to the installations of Private Professional and other private educational institutions under Village Panchayats HESCOM	1737			Per KW upto 50KW	90.00		0.23		
			818			Minimum	110.00		0.39		
						Every additional KW above 50 KW	145.00				
						First 200 above 200 units		6.70	0.37		
								7.95		0.62	
			2555	11,717.35	1.69				0.62	0.99	1.61
			7449	44,817.91	7.57				2.65	5.17	7.82
			3002234	3,458,298.79	889.86				146.49	461.45	607.94
7	LT-3(i)	Applicable to Commercial Lighting, Heating and Motive Power installations of all urban local bodies including city corporations of HESCOM	294144			Per KW upto 50KW	105.00		47.21		
						Every additional KW above 50 KW	205.00				
						First 50		8.35	29.58		
						>50 units		9.35	100.84		
			294144	606,027.49	161.05				47.21	130.42	177.63
8	LT-3(ii)	Applicable to Commercial Lighting, Heating and Motive Power installations of all Village Panchayats of HESCOM	128761			Per KW upto 50KW	95.00		15.02		
						Every additional KW above 50 KW	195.00				
						First 50		7.85	53.52		
						>50 units		8.85	15.08		
			128761	232,884.95	85.22				15.02	68.60	83.62
			422905	838,912.44	246.27				62.23	199.02	261.25
9	LT-4(a)	Applicable to I.P. Sets Up to and inclusive of 10 HP	985530	5,020,670.13	3519.11	Per HP	0.00	6.94	0.00	2,429.15	
				985530		3519.11				0.00	2,429.15
12	LT-4(b)	Applicable to IP Sets - Above 10 HP	871	23,521.49	8.11	Per HP	90.00	3.85	0.44	3.29	
				871		8.11				0.44	3.29
13	LT-4(c)	Applicable to Private Horticultural Nurseries, Coffee and Tea plantations	483	2,448.10	0.41	Per HP	80.00	3.85	0.11	0.16	
				483		0.41				0.11	0.16
			483	2,448.10	0.41				0.11	0.16	0.27
			986884	5,046,639.73	3527.62				0.55	2,432.60	2,433.15

329



CONTROLLER (A&R)
HESCOM, HUBLI

NAME OF THE ELECTRICITY SUPPLY COMPANY :- HESCOM
Statement showing Revenue at Existing Tariff Rates for FY-22 upto Sept 2021

Sl No	Tariff Category	Category Description	No of Consumers	Sanctioned load as per DCB (KW/KVA/HP)	Consumption (in Mus)	Particulars	Fixed Charges	Energy Charges	Fixed Charges in crores	Energy Charges in crores	Billed Amount in crores
Total of LT-7			173519	281,281.24	18.07				15.15	35.33	50.48
LT - TOTAL			5552937	11,107,229.97	5234.12	0			292.97	3481.04	3,774.01
1	HT-1	water treatment plant and Sewerage Pumping installations of HESCOM	430		166.45	Per KVA	230.00	5.55	15.03	92.38	
Sub Total of HT-1			430	121,098.94	166.45	Per KVA	240.00		15.03	92.38	107.41
2	HT-2(a)	Applicable to Industries, Factories, Workshops, Universities, Educational Institutions belonging to Government, Local bodies, Aided Institutions, Hostels of all Educational Institutions etc. of HESCOM	2070		546.85	<=100,000 units		7.30		296.50	
					60.76	>100,000 units		7.55		45.87	
Sub Total of HT-2(a)			2070	1,011,836.70	607.61	Per KVA	260.00		12.57	342.37	428.83
4	HT-2(b)	Applicable to Commercial Complexes, Cinemas, Hotels, Boarding & Lodging, Amusement Parks, Telephone Exchanges, Private Hospitals & Nursing Homes, etc. of HESCOM	731								
			241		45.28	<=200,000 units		9.00		38.81	
					11.32	>200,000 units		9.10		10.30	
Sub Total of HT-2(b)			731	112,970.18	56.61	Per KVA	240.00		12.57	49.11	61.68
4	HT-2(c)(i)	Applicable to Hospitals, Educational Institutions									
			241								
					20.65	<=200,000 units		7.15		10.93	
					3.64	>200,000 units		7.55		5.75	
Sub Total of HT-2(c)(i)			241	30,398.30	24.30				2.12	16.68	18.80
4	HT-2(c)(ii)	Applicable to Hospitals, Educational Institutions other than HT-2(c)(i)	139								
					11.95	<=200,000 units		8.15		8.50	
					1.33	>200,000 units		8.55		1.14	
Sub Total of HT-2(c)(ii)			139	23,613.95	13.27				1.32	9.64	10.96
Sub Total of HT-2(c)			380	54,012.25	37.57				3.44	26.32	29.76
Total of HT-2			3181	1,178,819.13	701.79				102.47	417.80	520.27
6	HT-3(a)(i)	Applicable to LJ schemes under Govt Departments/ Govt owned Corporations of HESCOM	187								
					100.20	Per HP/Annum	1,720.00	3.10	41.58	10.00	
Sub Total of HT-3(a)(i)			187	506,498.29	100.20				41.58	10.00	51.58
7	HT-3(a)(ii)	societies: Connected to Urban/Express feeders of HESCOM	145								
					68.39	Per HP	95.00	3.10	1.05	36.55	
Sub Total of HT-3(a)(ii)			145	136,827.06	68.39				1.05	36.55	37.60
7	HT-3(a)(iii)	societies other than those covered under HT-3 (a)(ii) of HESCOM	12								
					0.24	Per HP	75.00	3.10	0.07	0.08	
Sub Total of HT-3(a)			12	3,769.52	0.24				0.07	0.08	0.15
Sub Total of HT-3(a)			344	647,094.87	168.83				42.70	46.63	89.33



CONTROLLER (A&R)
HESCOM, HUBLI

NAME OF THE ELECTRICITY SUPPLY COMPANY :- HESCOM
Statement showing Revenue at Existing Tariff Rates for FY-22 upto Sept 2021

Form D-21(a)

SI No	Tariff Category	Category Description	No of Consumers	Sanctioned load as per DCB (KW/KVA/HP)	Consumption (in Mus)	Particulars	Fixed Charges	Energy Charges	Fixed Charges	Energy Charges	Billed Amount
8	HT - 3b	Government Horticultural Farms, Private Horticulture nurseries, Coffee, Tea, Coconut &	3	100.90	0.00	Per HP	1780.00	5.10	0.00	0.00	
			3	647,195.77	168.83				42.70	46.63	89.33
	Sub Total of HT-3		347								
9	HT-4	Applicable to Residential apartments and colonies of areas under City Municipal Corporations of HESCOM	33	8.40	8.40	Per KVA	155.00	7.00	0.86	5.84	
	Sub Total of HT-4		33	8,714.84	8.40				0.86	5.84	6.70
10	HT-5	Temporary	90		13.56	Per HP	300.00	11.10	4.43	0.00	
	Sub Total of HT-5		90	40,397.49	13.56				4.43	0.00	4.43
	HT - TOTAL		4081	1,996,226.17	1059.04				165.49	562.65	728.14
	TOTAL		5557018	13,103,456.14	6293.16				458.46	4043.70	4502.16



CONTROL LER (A&R)
HESCOM, HUBLI

NAME OF THE ELECTRICITY SUPPLY COMPANY :- HESCOM
Statement showing Projected Revenue at Existing Tariff Rates for FY-22

Sl No	Tariff Category	Category Description	No of Consumers	Sanctioned load (KW/KVA/HP)	Consumption (in Mus)	Particulars	Rs/unit		Fixed Charges		Energy Charges		Billed Amount in crores
							Fixed Charges	Energy Charges	in crores	in crores	in crores	in crores	
1	LT-1 (up to 40 units)	Applicable to installations serviced under B1/K1 schemes	712285	32304	198.98		60.00	8.00	0.00	159.19	159.19	159.19	
1	LT-1 (above 40 units)	Applicable to installations serviced under B1/K1 schemes	712285	32304	198.98				0.00	159.19	159.19	159.19	
2			47124	7808		First KW	70.00		0.00	0.00	0.00	0.00	
					50.75	First 50 units		3.95		20.05		20.05	
					14.80	Next 50 units		5.25		7.77		7.77	
					4.23	Next 100		6.80		2.88		2.88	
					0.70	> 200 units		7.65		0.54		0.54	
	LT-1 (above 40 units)		47124	7808	70.49				0.00	31.24	31.24	31.24	
	Total - LT-1		759409	40112	269.47				0.00	190.43	190.43	190.43	
2	LT-2(a)(i)		1002305	882028		First KW	85.00		70.24				
			493671	1436832		Every additional KW upto 50 KW	95.00		97.87				
						Every additional KW above 50 KW	150.00						
		Applicable to lighting/combined lighting, heating and motive power installations of areas covered under Urban local bodies including Corporations of HESCOM											
			1495977	2318860	1099.87				168.11	598.11	766.22	766.22	
3	LT-2(a)(ii)		1165357	423785		First KW	70.00		67.89				
			431022	853424		Every additional KW upto 50 KW	85.00		49.29				
						Every additional KW above 50 KW	140.00						
		Applicable to lighting/combined lighting, heating and motive power installations of areas covered under Village Panchayths of HESCOM											
			1596379	1277209	604.57				117.18	258.37	375.55	375.55	
	Sub Total of LT-2a		3092355	3596070	1704.44				285.29	856.48	1,141.77	1,141.77	
5	LT-2(b)(i)		3152	2836		Per-KW upto 50KW	100.00		0.47				
			1851	25073		Minimum	125.00		2.61				
		Applicable to the installations of Private Professional and other private educational institutions under Urban Local Bodies including City Corporations of HESCOM				Every additional KW above 50 KW	155.00						
					5.18	First 200		7.25		3.76		3.76	
					7.26	above 200 units		8.50		6.17		6.17	
			5003	27909.79	12.44				3.08	9.93	13.01	13.01	



CONTROLLER (A&R)
HESCOM, HUBLI

NAME OF THE ELECTRICITY SUPPLY COMPANY :- HESCOM
Statement showing Projected Revenue at Existing Tariff Rates for FY-22

Sl No	Tariff Category	Category Description	No of Consumers	Sanctioned load (KW/KVA/HP)	Consumption (in Mus)	Particulars	Rs/unit		Fixed Charges in crores	Energy Charges in crores	Billed Amount in crores
							Fixed Charges	Energy Charges			
6	LT-2(b)(ii)	Applicable to the installations of Private Professional and other private educational institutions under Village Panchayats HESCOM	1766	1324		Per KW upto 50KW	90.00	0.23			
			831	9838		Minimum	110.00	0.91			
						Every additional KW above 50 KW	145.00				
					1.22	First 200	6.70	0.82			
					2.56	above 200 units	7.95	2.03			
			2597	11163	3.78			1.14	2.85	3.99	
	Sub Total of LT-2b		7600	39073	16.23			4.22	12.78	17.00	
	Sub Total of LT-2		3099955	3635142	1720.67			289.51	869.26	1,158.77	
7	LT-3(i)	Applicable to Commercial Lighting, Heating and Motive Power installations of all urban local bodies including city corporations of HESCOM	300420	603804		Per KW upto 50KW	105.00	58.08			
						Every additional KW above 50 KW	205.00				
					69.99	First 50	8.35	58.44			
					249.47	>50 units	9.35	233.26			
				300420	603804	318.13			58.08	291.70	349.78
8	LT-3(ii)	Applicable to Commercial Lighting, Heating and Motive Power installations of all Village Panchayatsof HESCOM	131084	231439		Per KW upto 50KW	95.00	17.88			
						Every additional KW above 50 KW	195.00				
					17.14	First 50	7.85	13.45			
					154.25	>50 units	8.85	136.51			
				131084	231439	171.39			17.88	149.96	167.84
	Sub Total of LT-3		431505	835242	489.52			75.96	441.66	517.62	
9	LT-4(a)	Applicable to I.P. Sets Up to and Inclusive of 10 HP	981244	6612711		Per HP	0.00	0.00			
					6253.78		6.94	4.340.12			
				981244	6612711	6253.78			0.00	4.340.12	4,340.12
				865	31538	14.68	Per HP	90.00	2.16		
				865	31538	14.68			2.16	5.65	7.81
12	LT-4(b)	Applicable to IP Sets - Above 10 HP	505	3161		Per HP	80.00	0.30			
					0.92		3.85	0.35			
				505	3161	0.92			0.20	0.35	0.55
				505	3161	0.92			0.20	0.35	0.55
				505	3161	0.92			0.20	0.35	0.55
	Sub Total of LT-4(c)		982614	6647411	6269.38			2.36	4,346.12	4,348.48	
	Sub Total of LT-4										



CONTROLLER (A&R)
HESCOM, HUBLI.

NAME OF THE ELECTRICITY SUPPLY COMPANY :- HESCOM
Statement showing Projected Revenue at Existing Tariff Rates for FY-22

SI No	Tariff Category	Category Description	No of Consumers	Sanctioned load (KW/KVA/HP)	Consumption (in Mus)	Particulars	Rs/unit		Energy Charges		Billed Amount in crores
							Fixed Charges	Energy Charges	Fixed Charges	Energy Charges	
14	LT-5(a)	Applicable to Heating & Motive power (including lighting) installations of HESCOM	21998	96793		<=5HP	75.00	7.71			
			8461	136789		5<x<40 HP	85.00	9.95			
			2369	137399		40<=x<67 HP	105.00	12.31			
			1015	72084		67<=x<100 HP	170.00	9.71			
						>=100 HP	200.00				
					75.92	First 500 units	5.80		44.03		
					20.10	Next 500 units	6.80		13.66		
					15.63	>1000 units	7.10		11.10		
			33842	443065	111.64			39.68	68.79	108.47	
14	LT-5(b)	Applicable to Heating & Motive power (including lighting) installations of HESCOM	67424	244550		<=5HP	65.00	11.07			
			19264	260064		5<x<40 HP	80.00	11.97			
			6742	340491		40<=x<67 HP	100.00	15.86			
			2890	200827		67<=x<100 HP	155.00	12.35			
						>=100 HP	185.00				
					194.89	First 500 units	5.70		111.09		
					4.15	Next 500 units	6.65		2.76		
					4.15	>1000 units	6.95		2.88		
			96320	1045933	207.33			51.25	116.73	167.98	
			130162	1488998	318.98			90.93	185.52	276.45	
16	LT-6 a	Applicable to water supply and sewerage pumping installations of HESCOM	55636	380643		Per HP upto 67 HP	95.00	28.39			
						Every additional HP above 67 HP	195.00				
					357.72		4.95		177.07		
			55636	380643	357.72			28.39	177.07	205.46	
17	LT-6 b	Applicable to Public Street lights/Park lights of HESCOM	27564	93588		Per KW	110.00	12.35			
			27564	93588	152.16		6.60	12.35	120.42		
					152.16						
					1.00	Per KW	110.00	0.01			
			30	54	1.00						
			30	54	1.00		5.55		0.56		
			27594	54	153.16	0		0	0.56	0.57	
			83229	380697	510.88			40.75	298.05	338.80	
18	LT-7(a)	Applicable to Temporary Power Supply of all categories including Hoarding & Advertisement boards.	204766	356139		<67HP Per-KW/Week	250.00	20.22			
					32.66		11.10		76.25		
			204766	356139	32.66			20.22	76.25	96.47	
18	LT-7(b)	Applicable to Temporary Power Supply of all categories including Hoarding & Advertisement boards.	2068	1655		<67HP Per KW	125.00	0.25			
					0.33		11.10		0.37		
			2068	1655	0.33			0.25	0.37	0.62	




CONTROLLER (A&R)
HESCOM, HUBLI

NAME OF THE ELECTRICITY SUPPLY COMPANY :- HESCOM
Statement showing Projected Revenue at Existing Tariff Rates for FY-22

Form D21(a)

Sl No	Tariff Category	Category Description	No of Consumers	Sanctioned load (KW/KVA/HP)	Consumption (in Mus)	Particulars	Rs/unit		Energy Charges		Billed Amount in crores
							Fixed Charges	Energy Charges	in crores	in crores	
Total of LT-7			206834	357793	32.99				20.47	76.62	97.09
LT - TOTAL			5693709		9611.89	0			519.98	6407.66	6,927.64
1	HT-1	Applicable to Water Supply, Drainage / Sewerage water treatment plant and Sewerage Pumping installations of HESCOM	458	149586	363.62	Per KVA	230.00		29.09		
Sub Total of HT-1			458	149586	363.62	Per KVA	240.00		29.09		
2	HT-2(a)	Applicable to Industries, Factories, Workshops, Universities, Educational Institutions belonging to Government, Local bodies, Aided Institutions, Hostels of all Educational Institutions etc. of HESCOM	2198	1242715	818.12	<=100,000 units		7.30		201.81	
Sub Total of HT-2(a)			2198	1242715	272.71	>100,000 units		7.55		205.89	
Sub Total of HT-2(a)			2198	1242715	1090.83	Per KVA	260.00		174.22	803.12	977.34
4	HT-2(b)	Applicable to Commercial Complexes, Cinemas, Hotels, Boarding & Lodging, Amusement Parks, Telephone Exchanges, Private Hospitals & Nursing Homes, etc. of HESCOM	763	318135	83.47	<=200,000 units		9.00		75.12	
Sub Total of HT-2(b)			763	318135	20.87	>200,000 units		9.10		18.99	
Sub Total of HT-2(b)			253	38855	39.51	Per KVA	240.00		29.37	94.11	123.48
4	HT-2(c)(i)	Applicable to Hospitals, Educational Institutions	253	38855	33.58	<=200,000 units		7.15		24.01	
Sub Total of HT-2(c)(i)			149	29878	5.93	>200,000 units		7.55		4.47	
4	HT-2(c)(ii)	Applicable to Hospitals, Educational Institutions other than HT-2(c)(i)	149	29878	23.66	<=200,000 units		8.15		19.28	
Sub Total of HT-2(c)(ii)			149	29878	2.63	>200,000 units		8.55		2.25	
Sub Total of HT-2(c)			402	68732	65.79				5.31	21.53	26.84
Total of HT-2			3363	1629582	1260.96				11.82	50.01	61.83
Sub Total of HT-2(a)(i)			181	609520		Per HP/Annum	1,720.00		89.84		
Sub Total of HT-2(a)(i)			181	609520	231.87			3.10		0.00	
Sub Total of HT-2(a)(i)			154	183679		Per HP	95.00		1.94		
Sub Total of HT-2(a)(i)			154	183679	114.49			3.10		55.49	57.43
Sub Total of HT-2(a)(i)			13	5455		Per HP	75.00		0.49		
Sub Total of HT-2(a)(i)			13	5455	0.66			3.10		0.21	0.70
Sub Total of HT-2(a)(i)			348	798653	347.02				92.27	55.70	147.97

CONTROLLER (A&R)
HESCOM, HUBLI.



326

NAME OF THE ELECTRICITY SUPPLY COMPANY :- HESCOM
Statement showing Projected Revenue at Existing Tariff Rates for FY-23

HESCOM HUBBLI
 COMPTROLLER (A&R)

Sl No	Tariff Category	Category Description	No of Consumers	Sanctioned load (KW/KVA/HP)	Consumption (in Mus)	Particulars	Rs/unit		Energy Charges in crores	Fixed Charges in crores	Billed Amount in crores
							Fixed Charges	Energy Charges			
5	LT-2(b)(i)	Applicable to the installations of Private Professional and other private educational institutions under Urban Local Bodies including City Corporations of HESCOM	3258	2932		Per KW upto 50KW	100.00		0.49		
			1914	25921		Minimum	125.00		3.11		
						Every additional KW above 50 KW	155.00				
						First 200	7.25			4.11	
				7.95	above 200 units	8.50				6.75	
			5172	28853.56	13.62				3.60	10.87	14.46
6	LT-2(b)(ii)	Applicable to the installations of Private Professional and other private educational institutions under Village Panchayats HESCOM	1826	1369		Per KW upto 50KW	90.00		0.24		
			858	10159		Minimum	110.00		1.10		
						Every additional KW above 50 KW	145.00				
						First 200	6.70			0.90	
				2.80	above 200 units	7.95				2.23	
			2685	11529	4.14				1.34	3.12	4.46
			7857	40382	17.76				4.94	13.99	18.93
			3251166	3811997	1790.75				298.57	904.91	1,203.48
			315440	594562		Per KW upto 50KW	105.00		60.91		
						Every additional KW above 50 KW	205.00				
						First 50	8.35			61.85	
						>50	9.35			246.88	
			315440	594562	336.71				60.91	308.74	369.65
			137638	243010		Per KW upto 50KW	95.00		18.70		
						Every additional KW above 50 KW	195.00				
						First 50	7.85			14.24	
						>50	8.85			144.48	
			137638	243010	181.40				18.70	158.72	177.43
			453078	837572	518.11				79.62	467.46	547.08
			1006244	6781189		Per HP	0.00		0.00		
			1006244	6781189	6354.25				0.00	4,409.85	
			1006244	6781189	6354.25				0.00	4,409.85	4,409.85
			868	31624		Per HP	90.00		2.42		
			868	31624	14.72				2.42	5.67	8.08
			868	31624	14.72				2.42	5.67	8.08

CONTROLLER (A&R)
HESCOM, HUBLI.



NAME OF THE ELECTRICITY SUPPLY COMPANY :- HESCOM
Statement showing Projected Revenue at Existing Tariff Rates for FY-23

Sl No	Tariff Category	Category Description	No of Consumers	Sanctioned load (KW/KVA/HP)	Consumption (in Mus)	Particulars	Rs/unit		Energy Charges in crores	Fixed Charges in crores	Billed Amount in crores
							Fixed Charges	Rs/unit Energy Charges			
13	LT-4@	Applicable to Private Horticultural Nurseries, Coffee and Tea plantations	548	3432	1.00	Per HP	80.00	3.85	0.33	0.39	0.71
			548	3432	1.00			0.33	0.39	0.71	
			548	3432	1.00			0.33	0.39	0.71	
	Sub Total of LT-4(c)										
	Sub Total of LT-4		1007660	6816245	6369.97				2.74	4,415.90	4,418.65
14	LT-5(a)	Applicable to Heating & Motive power (including lighting) installations of HESCOM	22759	100140		<=5HP	75.00	9.01	9.01		
			8753	141525		5<x<40 HP	85.00	10.44	10.44		
			2451	142156		40<=x<67 HP	105.00	13.91	13.91		
			700	49720		67<=x<100 HP	170.00	6.14	6.14		
			350	35014		>=100 HP	200.00	8.40	8.40		
					77.84	First 500		5.80	45.15		
					20.60	Next 500		6.80	14.01		
				16.03	>1000		7.10	11.38			
			35014	468554	114.47				47.91	70.53	118.44
14	LT-5(b)	Applicable to Heating & Motive power (including lighting) installations of HESCOM	69760	253024		<=5HP	65.00	9.74	9.74		
			19932	269075		5<x<40 HP	80.00	10.83	10.83		
			6976	352290		40<=x<67 HP	100.00	27.27	27.27		
			1993	138524		67<=x<100 HP	155.00	10.77	10.77		
			997	99658		>=100 HP	185.00	7.12	7.12		
					199.83	First 500		5.70	113.90		
					4.25	Next 500		6.65	2.83		
				4.25	>1000		6.95	2.95			
			99658	1112571	212.58				65.73	119.68	185.41
	Sub Total of LT-5		134672	1581125	327.05				113.64	190.22	303.85
	LT-6	Applicable to water supply and sewerage pumping installations of HESCOM	59469	406871		Per HP upto 67 HP	95.00	36.38			
						Every additional HP above 67 HP	195.00				
					381.27			4.95	188.73		
	Sub Total of LT-6(a)		59469	406871	381.27				36.38	188.73	225.11
17	LT-6	Applicable to Public Street lights/Park lights of HESCOM	28905	98141		Per KW	110.00	12.95			
					153.12			6.60	101.06		
					153.12			12.95	101.06		
	Sub Total of LT-6(b)		28905	98141	153.12				12.95	101.06	114.01
17	LT-6 (LED)	Applicable to Public Street lights/Park lights of HESCOM	30	54	1.00	Per KW	110.00	0.01			
					1.00				0.56		
					154.12	0		0	1		0.56
	Sub Total of LT-6(b)(LED)		28935	54	154.12				0	1	0.56
	Sub Total of LT-6		88404	406925	535.39				49.35	290.34	339.69



340

(Signature)
CONTROLLER (A&R)
HESCOM, HUBLI.

NAME OF THE ELECTRICITY SUPPLY COMPANY :- HESCOM
Statement showing Projected Revenue at Existing Tariff Rates for FY-23

Sl No	Tariff Category	Category Description	No of Consumers	Sanctioned load (KW/KVA/HP)	Consumption (in Mus)	Particulars	Rs/unit	Rs/unit	Fixed Charges in crores	Energy Charges in crores	Billed Amount in crores
							Fixed Charges	Energy Charges			
18	LT-7(a)	Applicable to Temporary Power Supply of all categories including Hoarding & Advertisement boards.	268853	467602		<67HP Per KW/Week	250.00		26.76		
					33.95					46.76	
			268853	467602	33.95				26.76	46.76	73.52
			2716	2173		<67HP Per KW	125.00		0.33		
					0.34				0.00		
			2716	2173	0.34				0.33	0.38	0.71
			271589	469775	34.29				27.09	47.14	74.23
			5965958		9845.03				571.01	6506.39	7,077.39
1	HT-1	Applicable to Water Supply, Drainage / Sewerage water treatment plant and Sewerage Pumping installations of HESCOM	502	163860		Per KVA	230.00		38.44		
					398.26					221.04	
			502	163860	398.26				38.44	221.04	259.48
			2385	1348394		Per KVA	240.00		180.09		
					943.95					689.08	
					314.65					237.56	
			2385	1348394	1258.60				180.09	926.65	1,106.73
4	HT-2(b)	Applicable to Commercial Complexes, Cinemas, Hotels, Boarding & Lodging, Amusement Parks, Telephone Exchanges, Private Hospitals & Nursing Homes, etc.of HESCOM	818	341032		Per KVA	260.00		34.44		
					85.62					77.06	
			818	341032	107.02				34.44	96.54	130.98
			272	41827		Per KVA	240.00		8.24		
					37.03					26.47	
			272	41827	43.56				8.24	31.41	39.65
					6.53					4.93	
			160	32163		Per KVA	240.00		5.87		
					26.09					21.26	
			160	32163	28.98				5.87	23.74	29.61
			432	73990	72.54				14.11	55.14	69.26
			3636	1763417	1438.17				228.64	1078.33	1306.97



34

[Signature]
CONTROLLER (A&R)
HESCOM, HUBLI.

NAME OF THE ELECTRICITY SUPPLY COMPANY :- HESCOM
Statement showing Projected Revenue at Revised Tariff Rates for FY-23

SI No	Tariff Category	Category Description	No of Consumers	Sanctioned load (KW/KVA/HP)	Consumption (in Mus)	Particulars	Rs/unit Fixed Charges	Rs/unit Energy Charges	Fixed Charges in crores	Energy Charges in crores	Billed Amount in crores
1	LT-1 (up to 40 units)	Applicable to installations serviced under B1/K1 schemes	712285	32304	198.98		80.00	10.00	0.00	198.98	198.98
1	LT-1 (above 40 units)	Applicable to installations serviced under B1/K1 schemes	712285	32304	198.98				0.00	198.98	198.98
2			47124	7808		First KW	90.00		0.00	0.00	0.00
					50.75	First 30 units		4.10		20.81	
					14.80	Next 70 units		5.40		7.99	
					4.23	Next 100		6.95		2.94	
					0.70	> 200 units		7.80		0.55	
	LT-1 (above 40 units)		47124	7808	70.49				0.00	32.29	32.29
	Total - LT-1		759409	40112	269.47				0.00	231.27	231.27
2	LT-2(a)(i)	Applicable to lighting/combined lighting, heating and motive power installations of areas covered under Urban local bodies including Corporations of HESCOM	1051232	925084		First KW	105.00		97.46		
			517771	1506974		Every additional KW upto 50 KW	135.00		160.49		
						Every additional KW above 50 KW	210.00				
					560.61	First 50 units		4.20		235.46	
					263.14	Next 100 units		5.70		149.99	
					114.41	Next 100		7.25		82.95	
					205.94	> 200 units		8.30		170.93	
			1569003	2432058	1144.10				257.95	639.32	897.27
3	LT-2(a)(ii)	Applicable to lighting/combined lighting, heating and motive power installations of areas covered under Village Panchayths of HESCOM	1222243	444472		First KW	90.00		100.00		
			452063	895084		Every additional KW upto 50 KW	125.00		82.28		
						Every additional KW above 50 KW	200.00				
					503.11	First 30 units		4.10		206.28	
					106.91	Next 70 units		5.40		57.73	
					6.29	Next 100		6.95		4.37	
					12.58	> 200 units		7.80		9.81	
			1674306	1339556	628.89				182.28	278.19	460.47
			3243309	3771614	1772.99				440.22	917.51	1,357.74
	Sub Total of LT-2a										



CONTROLLER (A&R)
HESCOM, HUBLI

NAME OF THE ELECTRICITY SUPPLY COMPANY :- HESCOM
Statement showing Projected Revenue at Revised Tariff Rates for FY-23

Form D-21(a)

SI No	Tariff Category	Category Description	No of Consumers	Sanctioned load (KW/KVA/HP)	Consumption (in Mus)	Particulars	Rs/unit Fixed Charges	Rs/unit Energy Charges	Fixed Charges in crores	Energy Charges in crores	Billed Amount in crores	
	LT-2(b)(i)	Applicable to the installations of Private Professional and other private educational institutions under Urban Local Bodies including City Corporations of HESCOM	3258	2932		Per KW upto 50KW	120.00		0.65			
			1914	25921		Minimum	165.00		3.73			
					5.67	Every additional KW above 50 KW	215.00					
					7.95	First 200 above 200 units		7.40		4.20		
				5172	28853.56	13.62				4.38	11.07	15.45
6	LT-2(b)(ii)	Applicable to the installations of Private Professional and other private educational institutions under Village Panchayats HESCOM	1826	1369		Per KW upto 50KW	110.00					
			858	10159		Minimum	150.00		1.34			
						Every additional KW above 50 KW	205.00					
					1.34	First 200 above 200 units		6.85			0.92	
				2685	11529	4.14				1.67	3.19	4.86
	Sub Total of LT-2b		7857	40382	17.76				6.05	14.26	20.30	
	Sub Total of LT-2		3251166	3811997	1790.75				446.27	931.77	1,378.04	
7	LT-3(i)	Applicable to Commercial Lighting, Heating and Motive Power installations of all urban local bodies including city corporations of HESCOM	315440	594562		Per KW upto 50KW	135.00		82.32			
					74.08	Every additional KW above 50 KW	265.00					
					264.04	First 50		8.50			62.97	
				315440	594562	336.71	>50	9.50		82.32	250.84	313.81
				137638	243010					27.45		
8	LT-3(ii)	Applicable to Commercial Lighting, Heating and Motive Power installations of all Village Panchayats of HESCOM	1006244	6781189		Per KW upto 50KW	125.00					
					18.14	Every additional KW above 50 KW	255.00					
					163.26	First 50		8.00			14.51	
				137638	243010	181.40	>50	9.00		27.45	146.93	161.45
				453078	837572	518.11				109.77	475.25	585.02
9	LT-4(a)	Applicable to I.P. Sets Up to and inclusive of 10 HP	1006244	6781189		Per HP	0.00		0.00			
					6354.25			8.94			5,680.70	
	Sub Total of LT-4(a)		1006244	6781189	6354.25				0.00	5,680.70	5,680.70	
12	LT-4(b)	Applicable to IP Sets - Above 10 HP	868	31624		Per HP	120.00		3.55			
					14.72			4.00		3.55	5.89	
	Sub Total of LT-4(b)		868	31624	14.72				3.55	5.89	9.44	



CONTROLLER (A&R)
HESCOM, HUBLI.

344

NAME OF THE ELECTRICITY SUPPLY COMPANY :- HESCOM
Statement showing Projected Revenue at Revised Tariff Rates for FY-23

Form D-21(a)

SI No	Tariff Category	Category Description	No of Consumers	Sanctioned load (KW/KVA/HP)	Consumption (in Mus)	Particulars	Rs/unit Fixed Charges	Rs/unit Energy Charges	Fixed Charges in crores	Energy Charges in crores	Billed Amount in crores
13	LT-4 ©	Applicable to Private Horticultural Nurseries, Coffee and Tea plantations	548	3432	1.00	Per HP	110.00	4.00	0.45	0.40	
			548	3432	1.00			0.40	0.45	0.40	0.85
			548	3432	1.00			0.40	0.45	0.40	0.85
			1007660	6816245	6369.97			4.01	5,686.99		5,690.99
14	LT-5(a)		22759	100140		<=5HP	105.00		12.62		
			8753	141525		5<x<40 HP	135.00		18.93		
			2451	142156		40<=x<67 HP	165.00		24.15		
			700	49720		67<=x<100 HP	240.00		10.32		
			350	35014		>=100 HP	280.00		11.76		
		Applicable to Heating & Motive power (including lighting) installations of HESCOM			77.84	First 500		5.95		46.31	
					20.60	Next 500		6.95		14.32	
					16.03	>1000		7.25		11.62	
			35014	468554	114.47				77.78	72.25	150.03
14	LT-5(b)		69760	253024		<=5HP	95.00		18.84		
			19932	269075		5<x<40 HP	130.00		26.98		
			6976	352290		40<=x<67 HP	160.00		52.64		
			1993	138524		67<=x<100 HP	225.00		22.40		
			997	99658		>=100 HP	265.00		16.69		
		Applicable to Heating & Motive power (including lighting) installations of HESCOM			199.83	First 500		5.85		116.90	
					4.25	Next 500		6.80		2.89	
					4.25	>1000		7.10		3.02	
			99658	1112571	212.58				137.55	122.81	260.36
			134672	1581125	327.05				215.33	195.06	410.39
16	LT-6	Applicable to water supply and sewerage pumping installations of HESCOM	59469	406871		Per HP upto 67 HP	145.00		60.80		
						Every additional HP above 67 HP	255.00				
			59469	406871	381.27			5.10	60.80	194.45	255.24
17	LT-6	Applicable to Public Street lights/Park lights of HESCOM	28905	98141	153.12	Per KW	160.00		18.84		
			28905	98141	153.12			6.75	18.84	103.35	
			30	54	1.00	Per KW	160.00		0.01		
		Applicable to Public Street lights/Park lights of HESCOM	30	54	1.00			5.70	0	0.57	
			28935	54	154.12	0			0	1	0.58
			88404	406925	535.39				79.65	298.37	378.02



CONTROLLER (A&R)
HESCOM, HUBLI

345

NAME OF THE ELECTRICITY SUPPLY COMPANY :- HESCOM
Statement showing Projected Revenue at Revised Tariff Rates for FY-23

Form D-21(a)

Sl No	Tariff Category	Category Description	No of Consumers	Sanctioned load (KW/KVA/HP)	Consumption (in Mus)	Particulars	Rs/unit Fixed Charges	Rs/unit Energy Charges	Fixed Charges in crores	Energy Charges in crores	Billed Amount in crores
18	LT-7(a)	Applicable to Temporary Power Supply of all categories including Hoarding & Advertisement boards.	268854	467604	33.95	<67HP Per KW/Week	300.00		36.11		
	Sub Total of LT-7(a)		268854	467604	33.95				36.11	46.76	82.87
18	LT-7(b)	Applicable to Temporary Power supply of all categories including Hoarding & Advertisement boards.	2716	2173	0.34	<67HP Per KW	175.00		0.46		
	Sub Total of LT-7(b)		2716	2173	0.34				0.46	0.39	0.84
	Total of LT-7		271569	469776	34.29				36.57	47.15	83.71
	LT - TOTAL		5965958		9845.03	0			891.59	7865.86	8,757.45
1	HT-1	Applicable to Water Supply, Drainage / Sewerage water treatment plant and Sewerage Pumping installations of HESCOM	502	163860	398.26	Per KVA	530.00		88.58		
	Sub Total of HT-1		502	163860	398.26				88.58	227.01	315.59
2	HT-2(a)	Applicable to Industries, Factories, Workshops, Universities, Educational Institutions belonging to Government, Local bodies, Aided Institutions, Hostels of all Educational Institutions etc. of HESCOM	2385	1348394		Per KVA	640.00		705.07		
	Sub Total of HT-2(a)		2385	1348394	1258.60				705.07	755.16	1,460.23
4	HT-2(b)	Applicable to Commercial Complexes, Cinemas, Hotels, Boarding & Lodging, Amusement Parks, Telephone Exchanges, Private Hospitals & Nursing Homes, etc. of HESCOM	818	341032		Per KVA	760.00		208.37		
	Sub Total of HT-2(b)		818	341032	107.02				208.37	64.21	272.58
4	HT-2(c)(i)	Applicable to Hospitals, Educational Institutions	272	41827		Per KVA	640.00		25.30		
	Sub Total of HT-2(c)(i)		272	41827	43.56				25.30	26.14	51.44
4	HT-2(c)(ii)	Applicable to Hospitals, Educational Institutions other than HT-2(c)(i)	160	32163		Per KVA	640.00		19.00		
	Sub Total of HT-2(c)(ii)		160	32163	28.98				19.00	17.39	36.39
	Total of HT-2		432	73990	72.54				44.30	43.53	87.83
	Total of HT-2		3636	1763417	1438.17				957.74	862.90	1820.64



CONTROLLER (A&R)
HESCOM, HUBLI.

NAME OF THE ELECTRICITY SUPPLY COMPANY :- HESCOM
Statement showing Projected Revenue at Revised Tariff Rates for FY-23

SI No	Tariff Category	Category Description	No of Consumers	Sanctioned load (KW/KVA/HP)	Consumption (in Mus)	Particulars	Rs/unit Fixed Charges	Rs/unit Energy Charges	Fixed Charges in crores	Energy Charges in crores	Billed Amount in crores
6	HT-3(a)(i)	Applicable to LI schemes under Govt Departments/ Govt owned Corporations of HESCOM	196	658103	250.23	Per HP/Annum	2,920.00		177.17	0.00	
			196	658103	250.23			3.25	177.17	0.00	177.17
7	HT-3(a)(ii)	Applicable to Private LI schemes and Lift Irrigation societies: Connected to Urban/Express feeders of HESCOM	167	198319	123.55	Per HP	195.00		26.41		
			167	198319	123.55			3.25	26.41	40.15	
7	HT-3(a)(iii)	Applicable to Private LI schemes and Lift Irrigation societies other than those covered under HT-3 (a)(ii) of HESCOM	14	5889	0.72	Per HP	175.00		1.24		
			14	5889	0.72			3.25	1.24	0.23	1.47
	Sub Total of HT-3(a)		377	862312	374.49				204.81	40.39	245.20
8	HT -3b	Applicable to Irrigation and Agricultural Farms, Government Horticultural Farms, Private Horticulture nurseries, Coffee, Tea, Coconut & Arecanut Plantations. Of HESCOM	3	64	0.01	Per HP	2,980.00		0.02		
			3	64	0.01			5.25	0.02	0.00	
	Sub Total of HT-3		380	862375	374.51				204.83	40.39	245.22
9	HT-4	Applicable to Residential apartments and colonies of areas under City Municipal Corporations of HESCOM	32	10029	17.63	Per KVA	555.00		5.79		
			32	10029	17.63			6.00	5.79	10.58	
	Sub Total of HT-4		32	10029	17.63				5.79	10.58	16.37
10	HT-5	Temporary	100	62045	31.00	Per HP	600.00		30.67		
			100	62045	31.00			11.25	30.67	34.87	
	Sub Total of HT-5		100						30.67	34.87	65.54
	HT - TOTAL		4649		2259.57				1287.62	1175.75	2463.37
	TOTAL		5970607		12104.60				2179.21	9041.61	11220.82



CONTROLLER (A&R)
HESCOM. HUBLI.